

View Custom ▾



UTSW Engageme... November 2020 UTSW Engage... ▾
38 / 38 Questions

8,764 / 15,572 respondents

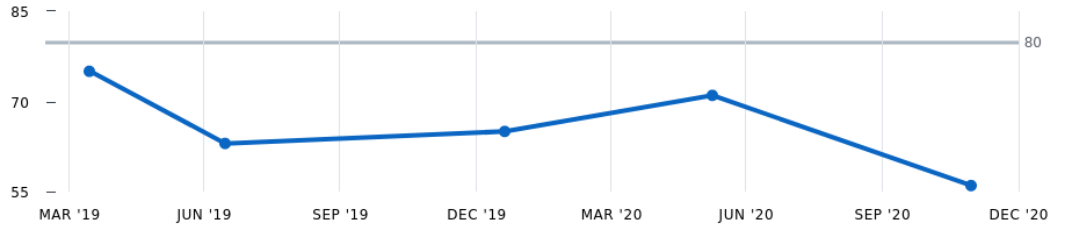
Nov Response Rate

56%

Benchmark vs Jun
80% ▼15%

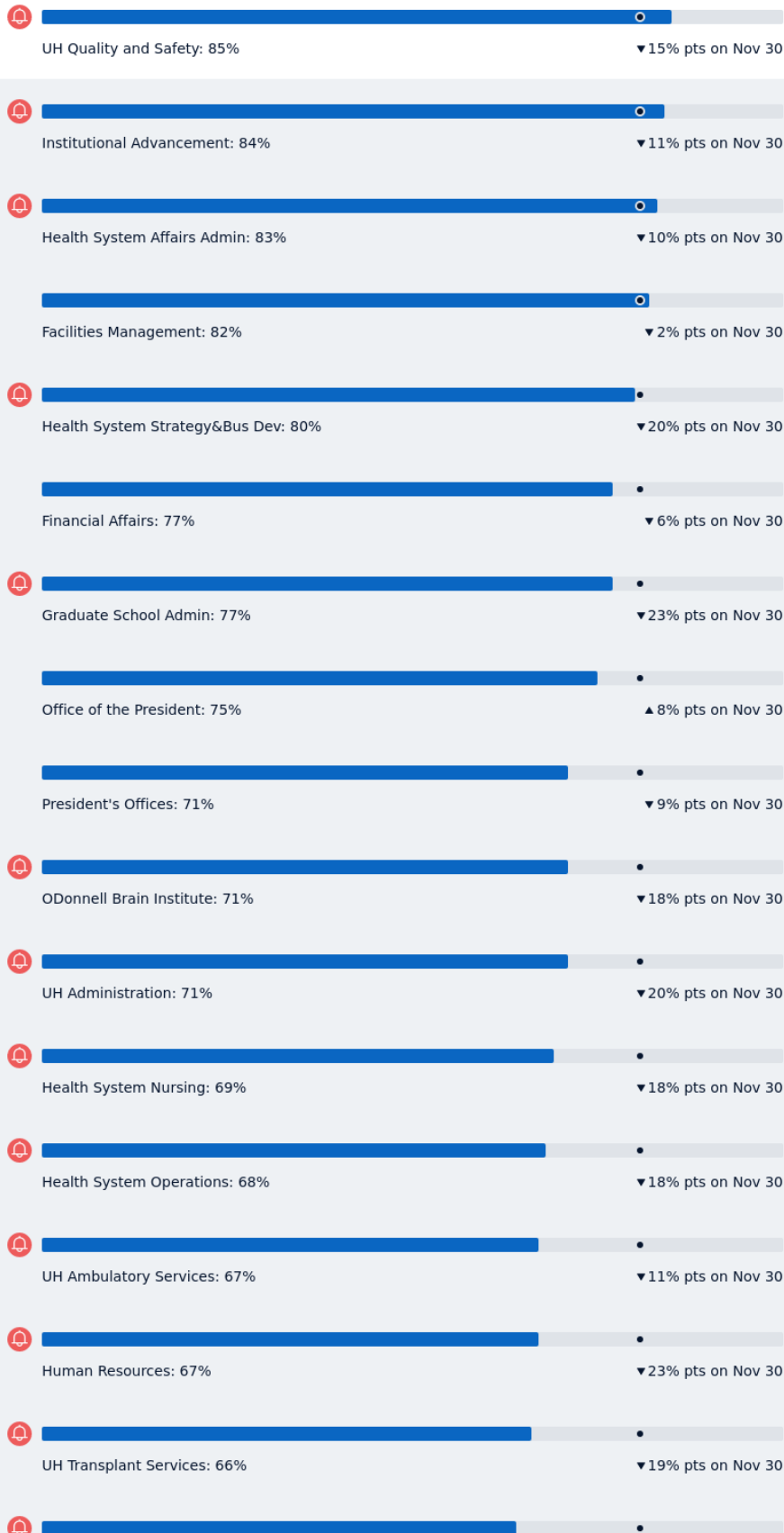
Response Rate Historical Trend

8764 (56%) Responded in Nov



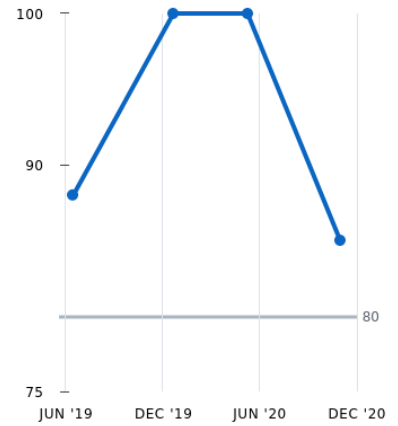
Department Level 4

Sort By: Highest Response Rate ▾



UH Quality and Safety: 85

11 (85%) Responded in Nov















[View Report](#)



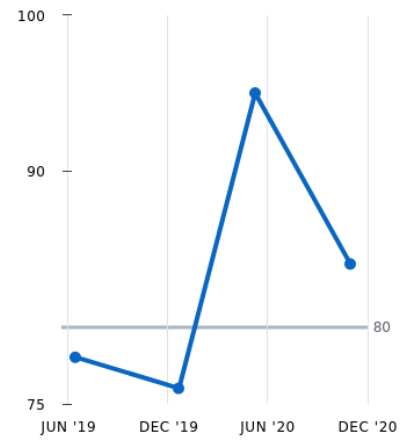
EDW Hierarchy

Sort By: Highest Response Rate ▾

		Institutional Advancement: 84%	▼ 11% pts on Nov 30
		Office of the President: 75%	▲ 8% pts on Nov 30
		President's Offices: 71%	▼ 9% pts on Nov 30
		Business Affairs: 70%	▼ 12% pts on Nov 30
		Health System Affairs: 57%	▼ 18% pts on Nov 30
		All: 56%	▼ 15% pts on Nov 30
		Academic Affairs: 50%	▼ 12% pts on Nov 30

Institutional Advancement: 84

145 (84%) Responded in Nov



[View Report](#)