

View Custom ▾



UTSW Engagement Pulse: June 2020 UTSW Engage... ▾

37 / 37 Questions

10,469 / 15,037 respondents

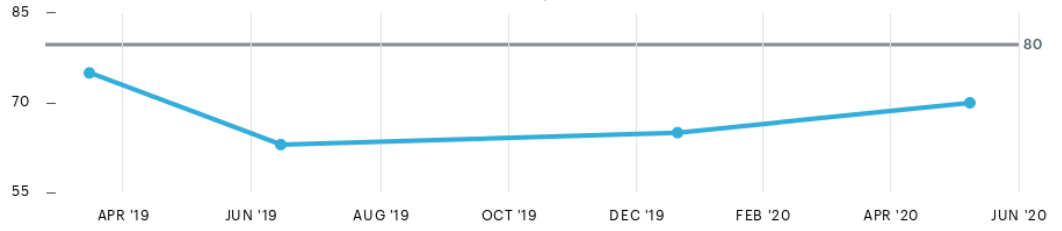
Jun Response Rate

70%

Benchmark 80%
vs Jan ▲5%

Response Rate Historical Trend

10469 (70%) Responded in Jun



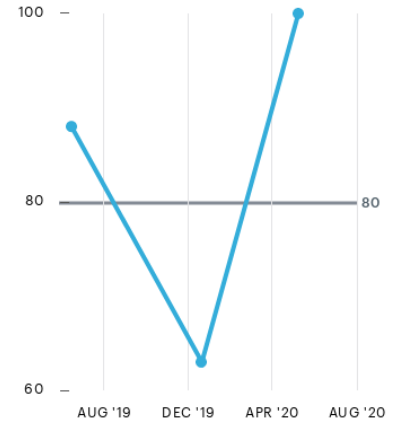
Department Level 4

Sort By: Highest Response Rate ▾

Graduate School Admin: 100%	▲ 37% pts on Jun 8
UH Quality and Safety: 100%	No change on Jun 8
Health System Strategy&Bus Dev: 100%	No change on Jun 8
Institutional Advancement: 95%	▲ 19% pts on Jun 8
Health System Affairs Admin: 92%	▲ 6% pts on Jun 8
UH Administration: 91%	▲ 14% pts on Jun 8
ODonnell Brain Institute: 89%	▲ 1% pt on Jun 8
Health System Nursing: 85%	▼ 8% pts on Jun 8
Human Resources: 85%	▼ 3% pts on Jun 8
Health System Operations: 84%	▲ 4% pts on Jun 8
Facilities Management: 82%	▼ 6% pts on Jun 8
UH Support Services: 82%	▲ 44% pts on Jun 8
Financial Affairs: 81%	▼ 3% pts on Jun 8
Information Resources: 80%	▲ 2% pts on Jun 8
UH Transplant Services: 79%	▲ 5% pts on Jun 8
UH Ambulatory Services: 76%	▼ 2% pts on Jun 8

Graduate School Admin: 100

20 (100%) Responded in Jun



[View Report](#)



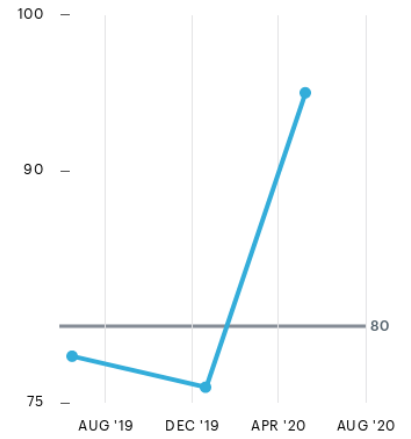
EDW Hierarchy

Sort By: Highest Response Rate ▾



Institutional Advancement: 95

149 (95%) Responded in Jun



[View Report](#)