

View Custom ▾



UTSW Engagement Pulse: June 2020 UTSW Engage... ▾

37 / 37 Questions

FILTER BY

 **Department Level 5:**

Ctr-Adv Imaging
Research,
Ctr-Alzheimers&Neurodeg
Dis.,
Ctr-Charles and Jane Pak,
Ctr-
ChildrensResearchInst,
Ctr-Genetics of Host
Defense,
Ctr-Green Systems
Biology,
Ctr-Hamon Therapeutic
Onc,
Ctr-Human Nutrition,
Ctr-McDermott
HumanGrowth,
Ctr-Simmons Compr.
Cancer,
Green Ctr for Reprod Bio
Scncs,
ODonnell Brain Institute

396 / 605 respondents

Jun Response Rate

65%

Benchmark

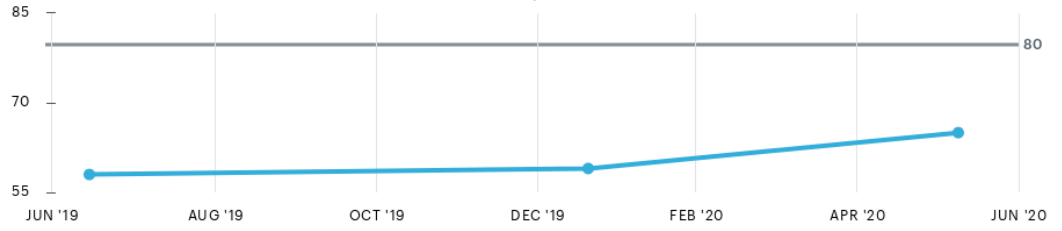
80%

vs Jan

▲ 6%

Response Rate Historical Trend

396 (65%) Responded in Jun

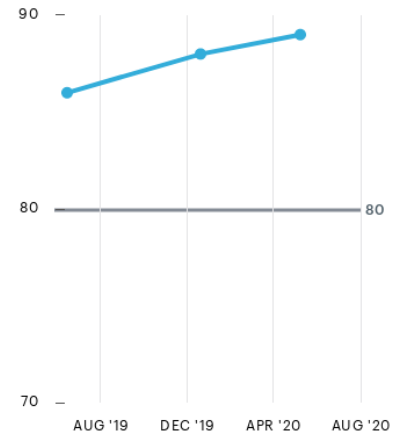


Department Level 5

Sort By: Highest Response Rate ▾

ODonnell Brain Institute: 89

41 (89%) Responded in Jun



[View Report](#)

ODonnell Brain Institute: 89% ▲1% pt on Jun 8

Ctr-Simmons Compr. Cancer: 77% ▲2% pts on Jun 8

Green Ctr for Reprod Bio Sncs: 69% ▲34% pts on Jun 8

All: 65% ▲6% pts on Jun 8

Ctr-Alzheimers&Neurodeg Dis.: 64% No change on Jun 8

Ctr-Charles and Jane Pak: 61% No change on Jun 8

Ctr-Genetics of Host Defense: 58% ▲29% pts on Jun 8

Ctr-Hamon Therapeutic Onc: 47% ▲5% pts on Jun 8

Ctr-Adv Imaging Research: 46% ▼16% pts on Jun 8

Ctr-Green Systems Biology: 45% ▲5% pts on Jun 8

Ctr-ChildrensResearchInst: 41% ▲16% pts on Jun 8

Ctr-Human Nutrition: 41% ▼3% pts on Jun 8

Ctr-McDermott HumanGrowth: 34% ▲2% pts on Jun 8

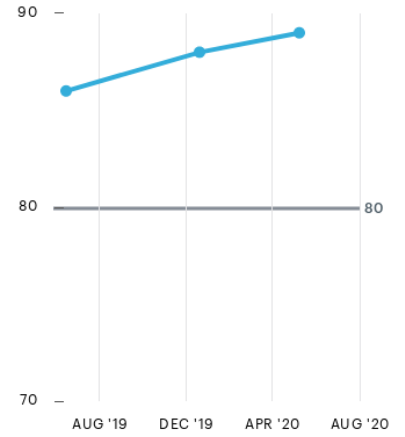
EDW Hierarchy

Sort By: Highest Response Rate ▾



Health System Affairs: 89

41 (89%) Responded in Jun



[View Report](#)