

View Custom ▾



UTSW Engagement Pulse: June 2020 UTSW Engage... ▾

37 / 37 Questions

9,850 / 15,036 respondents

Jun Response Rate

66%

Benchmark

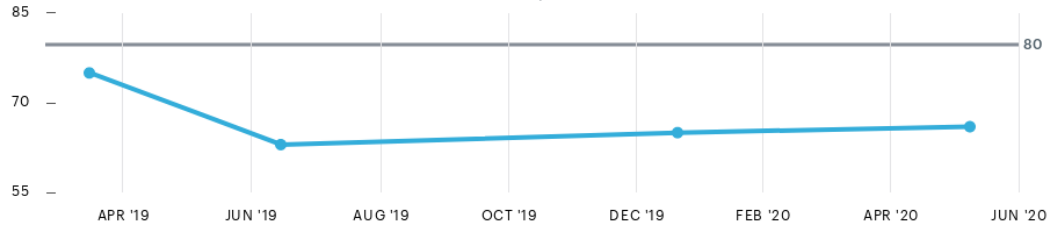
80%

vs Jan

▲1%

Response Rate Historical Trend

9850 (66%) Responded in Jun

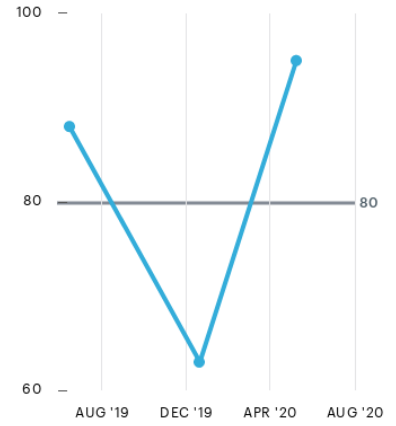


Department Level 4

Sort By: Highest Response Rate ▾

Graduate School Admin: 95

19 (95%) Responded in Jun



[View Report](#)

Graduate School Admin: 95% ▲32% pts on Jun 8

Institutional Advancement: 92% ▲16% pts on Jun 8

UH Quality and Safety: 92% ▼8% pts on Jun 8

Health System Affairs Admin: 88% ▲2% pts on Jun 8

ODonnell Brain Institute: 87% ▼1% pt on Jun 8

 Health System Strategy&Bus Dev: 86% ▼14% pts on Jun 8

 Health System Nursing: 82% ▼11% pts on Jun 8

UH Administration: 82% ▲5% pts on Jun 8

Health System Operations: 80% No change on Jun 8

Human Resources: 80% ▼8% pts on Jun 8

UH Support Services: 78% ▲40% pts on Jun 8


 Facilities Management: 77% ▼11% pts on Jun 8

Financial Affairs: 77% ▼7% pts on Jun 8

UH Transplant Services: 75% ▲1% pt on Jun 8

UH Ambulatory Services: 72% ▼6% pts on Jun 8

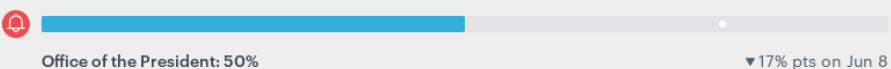
President's Offices: 71% ▲5% pts on Jun 8

 [Redacted Department Name]: [Redacted] [Change] pts on Jun 8



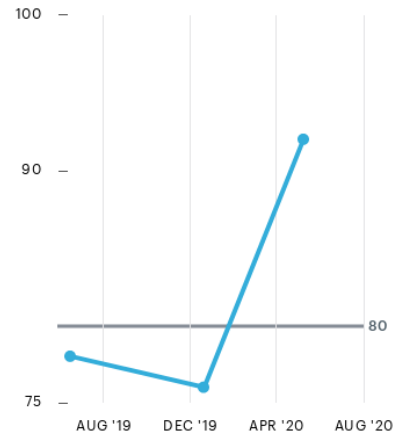
EDW Hierarchy

Sort By: Highest Response Rate ▾



Institutional Advancement: 92

145 (92%) Responded in Jun



[View Report](#)