

View Custom ▾



UTSW Engagement Pulse: June 2020 UTSW Engage... ▾

37 / 37 Questions

FILTER BY

- Department Level 5:**
- Ctr-Adv Imaging Research,
- Ctr-Alzheimers&Neurodeg Dis.,
- Ctr-Charles and Jane Pak, Ctr-ChildrensResearchInst,
- Ctr-Genetics of Host Defense,
- Ctr-Green Systems Biology,
- Ctr-Hamon Therapeutic Onc,
- Ctr-Human Nutrition, Ctr-McDermott HumanGrowth,
- Ctr-Simmons Compr. Cancer,
- Green Ctr for Reprod Bio Scncs,
- ODonnell Brain Institute

374 / 605 respondents

Jun Response Rate

62%

Benchmark

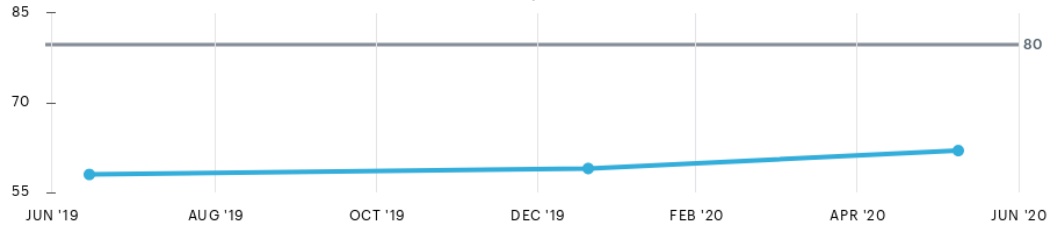
80%

vs Jan

▲3%

Response Rate Historical Trend

374 (62%) Responded in Jun

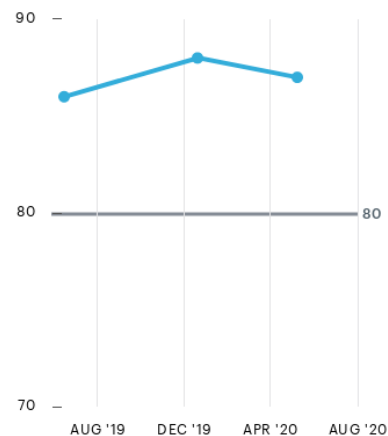


Department Level 5

Sort By: Highest Response Rate ▾

ODonnell Brain Institute: 87

40 (87%) Responded in Jun



[View Report](#)

ODonnell Brain Institute: 87%

▼1% pt on Jun 8

Ctr-Simmons Compr. Cancer: 72%

▼3% pts on Jun 8

Green Ctr for Reprod Bio Sncs: 69%

▲34% pts on Jun 8

All: 62%

▲3% pts on Jun 8

Ctr-Charles and Jane Pak: 58%

▼3% pts on Jun 8

Ctr-Alzheimers&Neurodeg Dis.: 57%

▼7% pts on Jun 8

Ctr-Genetics of Host Defense: 54%

▲25% pts on Jun 8

Ctr-Hamon Therapeutic Onc: 47%

▲5% pts on Jun 8

Ctr-Adv Imaging Research: 46%

▼16% pts on Jun 8

Ctr-Green Systems Biology: 45%

▲5% pts on Jun 8

Ctr-ChildrensResearchInst: 39%

▲14% pts on Jun 8

Ctr-Human Nutrition: 35%

▼9% pts on Jun 8

Ctr-McDermott HumanGrowth: 34%

▲2% pts on Jun 8

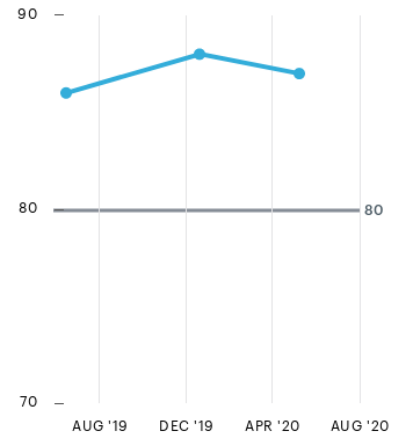
EDW Hierarchy

Sort By: Highest Response Rate ▾



Health System Affairs: 87

40 (87%) Responded in Jun



[View Report](#)