

View Custom ▾



UTSW Engagement Pulse: June 2020 UTSW Engage... ▾

37 / 37 Questions

FILTER BY

- Department Level 5:
 - Ctr-Adv Imaging Research,
 - Ctr-Alzheimers&Neurodeg Dis.,
 - Ctr-Charles and Jane Pak,
 - Ctr-ChildrensResearchInst,
 - Ctr-Genetics of Host Defense,
 - Ctr-Green Systems Biology,
 - Ctr-Hamon Therapeutic Onc,
 - Ctr-Human Nutrition,
 - Ctr-McDermott HumanGrowth,
 - Ctr-Simmons Compr. Cancer,
 - Green Ctr for Reprod Bio Scncs,
 - ODonnell Brain Institute

351 / 605 respondents

Jun Response Rate

58%

Benchmark

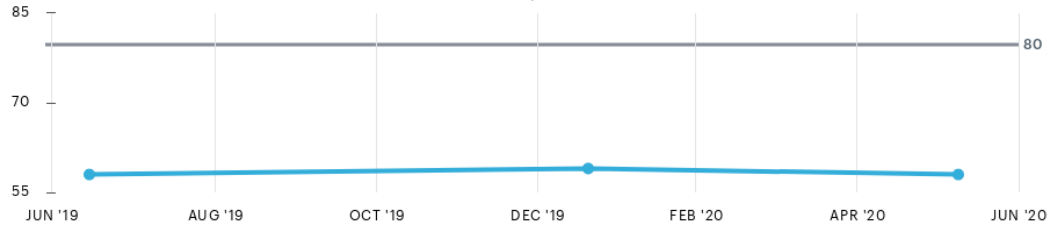
80%

vs Jan

▼1%

Response Rate Historical Trend

351 (58%) Responded in Jun

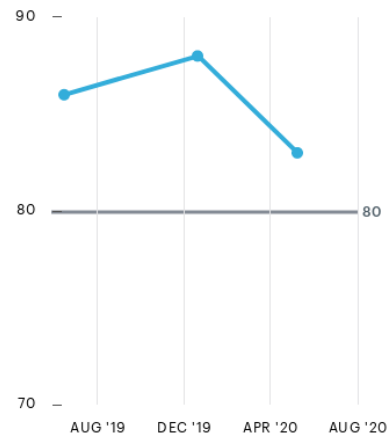


Department Level 5

Sort By: Highest Response Rate ▾

ODonnell Brain Institute: 83

38 (83%) Responded in Jun



[View Report](#)

ODonnell Brain Institute: 83% ▼5% pts on Jun 8

Ctr-Simmons Compr. Cancer: 68% ▼7% pts on Jun 8

Green Ctr for Reprod Bio Sncs: 65% ▲30% pts on Jun 8

All: 58% ▼1% pt on Jun 8

Ctr-Alzheimers&Neurodeg Dis.: 57% ▼7% pts on Jun 8

Ctr-Charles and Jane Pak: 55% ▼6% pts on Jun 8

Ctr-Genetics of Host Defense: 50% ▲21% pts on Jun 8

Ctr-Adv Imaging Research: 46% ▼16% pts on Jun 8

Ctr-Hamon Therapeutic Onc: 41% ▼1% pt on Jun 8

Ctr-Green Systems Biology: 36% ▼4% pts on Jun 8

Ctr-ChildrensResearchInst: 35% ▲10% pts on Jun 8

Ctr-Human Nutrition: 35% ▼9% pts on Jun 8

Ctr-McDermott HumanGrowth: 29% ▼3% pts on Jun 8

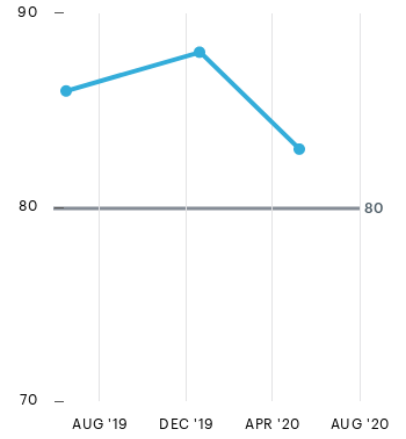
EDW Hierarchy

Sort By: Highest Response Rate ▾



Health System Affairs: 83

38 (83%) Responded in Jun



[View Report](#)