

View Custom ▾



UTSW Engagement Pulse: June 2020 UTSW Engage... ▾

37 / 37 Questions

FILTER BY

 **Department Level 5:**

- Ctr-Adv Imaging Research,
- Ctr-Alzheimers&Neurodeg Dis.,
- Ctr-Charles and Jane Pak, Ctr-
- ChildrensResearchInst,
- Ctr-Genetics of Host Defense,
- Ctr-Green Systems Biology,
- Ctr-Hamon Therapeutic Onc,
- Ctr-Human Nutrition, Ctr-McDermott
- HumanGrowth,
- Ctr-Simmons Compr. Cancer,
- Green Ctr for Reprod Bio Scncs,
- ODonnell Brain Institute

307 / 605 respondents

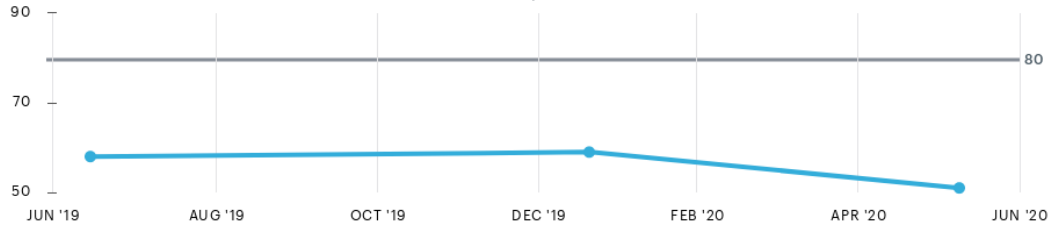
Jun Response Rate

51%

Benchmark vs Jan
80% ▼8%

Response Rate Historical Trend

307 (51%) Responded in Jun

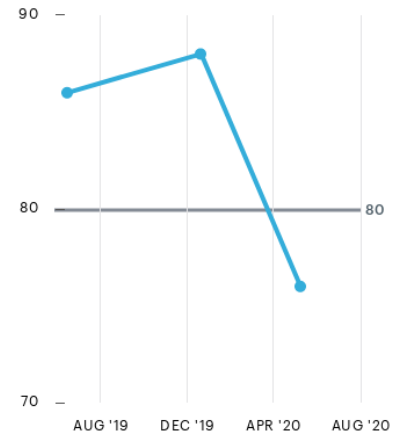


Department Level 5

Sort By: Highest Response Rate ▾

ODonnell Brain Institute: 76

35 (76%) Responded in Jun

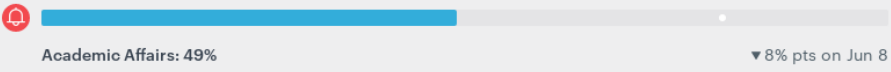


[View Report](#)

	ODonnell Brain Institute: 76%	▼12% pts on Jun 8
	Ctr-Simmons Compr. Cancer: 60%	▼15% pts on Jun 8
	All: 51%	▼8% pts on Jun 8
	Green Ctr for Reprod Bio Sncs: 50%	▲15% pts on Jun 8
	Ctr-Charles and Jane Pak: 47%	▼14% pts on Jun 8
	Ctr-Genetics of Host Defense: 44%	▲15% pts on Jun 8
	Ctr-Alzheimers&Neurodeg Dis.: 43%	▼21% pts on Jun 8
	Ctr-Adv Imaging Research: 42%	▼20% pts on Jun 8
	Ctr-Green Systems Biology: 36%	▼4% pts on Jun 8
	Ctr-Hamon Therapeutic Onc: 35%	▼7% pts on Jun 8
	Ctr-Human Nutrition: 35%	▼9% pts on Jun 8
	Ctr-ChildrensResearchInst: 27%	▲2% pts on Jun 8
	Ctr-McDermott HumanGrowth: 26%	▼6% pts on Jun 8

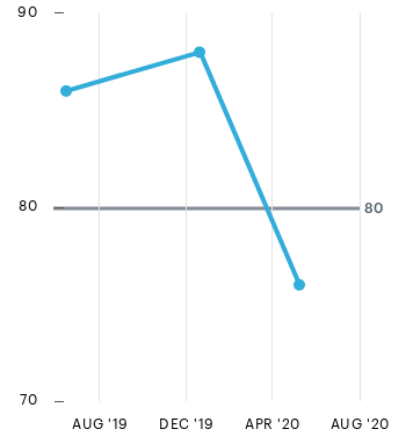
EDW Hierarchy

Sort By: Highest Response Rate ▾



Health System Affairs: 76

35 (76%) Responded in Jun



[View Report](#)