

View Custom ▾



UTSW Engageme... November 2020 UTSW Engage... ▾
38 / 38 Questions

7,440 / 15,553 respondents

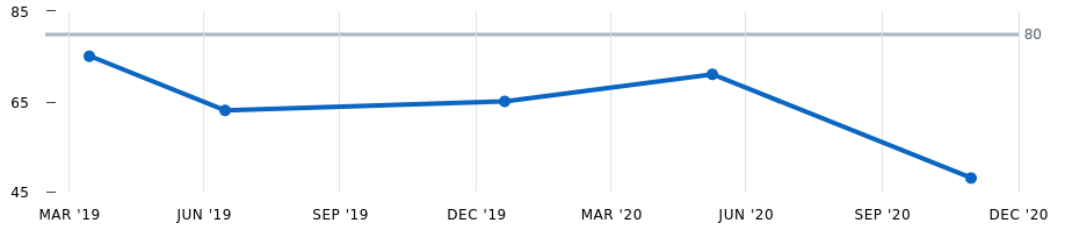
Nov Response Rate

48%

Benchmark vs Jun
80% ▼23%

Response Rate Historical Trend

7440 (48%) Responded in Nov



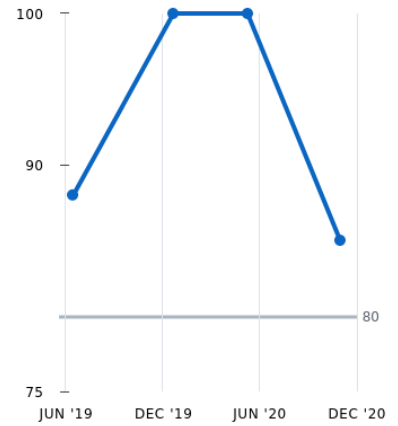
Department Level 4

Sort By: Highest Response Rate ▾

		UH Quality and Safety: 85%	▼15% pts on Nov 30
		Office of the President: 82%	▲15% pts on Nov 30
		Health System Affairs Admin: 81%	▼12% pts on Nov 30
		Institutional Advancement: 73%	▼22% pts on Nov 30
		Facilities Management: 71%	▼13% pts on Nov 30
		Health System Strategy&Bus Dev: 70%	▼30% pts on Nov 30
		Financial Affairs: 69%	▼14% pts on Nov 30
		President's Offices: 69%	▼11% pts on Nov 30
		O'Donnell Brain Institute: 67%	▼22% pts on Nov 30
		Graduate School Admin: 65%	▼35% pts on Nov 30
		Human Resources: 63%	▼27% pts on Nov 30
		Health System Nursing: 62%	▼25% pts on Nov 30
		UH Administration: 62%	▼29% pts on Nov 30
		Health System Operations: 60%	▼26% pts on Nov 30
		UH Transplant Services: 58%	▼27% pts on Nov 30
		Information Resources: 56%	▼28% pts on Nov 30
			

UH Quality and Safety: 85

11 (85%) Responded in Nov



[View Report](#)



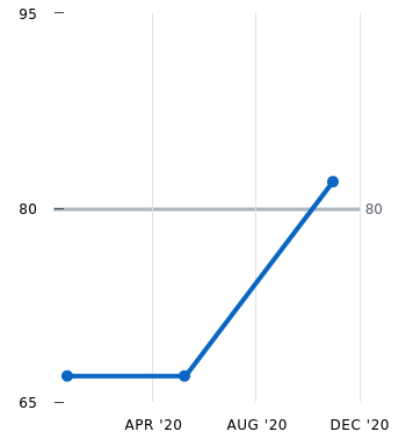
EDW Hierarchy

Sort By: Highest Response Rate ▾

	Office of the President: 82%	▲15% pts on Nov 30
	Institutional Advancement: 73%	▼22% pts on Nov 30
	President's Offices: 69%	▼11% pts on Nov 30
	Business Affairs: 62%	▼20% pts on Nov 30
	All: 48%	▼23% pts on Nov 30
	Health System Affairs: 47%	▼28% pts on Nov 30
	Academic Affairs: 43%	▼19% pts on Nov 30

Office of the President: 82

9 (82%) Responded in Nov



[View Report](#)