

UT SOUTHWESTERN  
 DEPARTMENT OF OBSTETRICS  
 AND GYNECOLOGY

---

NUMBERS DISTINGUISH US - PEOPLE SET US APART

97 20 21 1 240  
 15,000 2011  
 30 24 115 80 30 21 770  
 2,200 424 1  
 15 1974 15 1  
 314,000 71,299  
 3.8 14,000 10 240 97  
 600,000 17  
 50 770 3 1943  
 12 22,900 4 800  
 5,894 200 1 24 1.3 100  
 10,000 1 24 6,500



NUMBERS DISTINGUISH US  
PEOPLE SET US APART

DEAR FRIENDS,

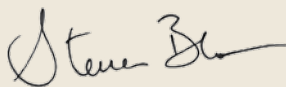
I am proud—and humbled—to introduce you to the Department of Obstetrics and Gynecology at UT Southwestern Medical Center. For more than 50 years, our department has been acknowledged for its contributions to women’s health care—both in obstetrics and gynecology. Our mission has remained unchanged since the department’s founding in 1943. Daily we strive for excellence in patient care, teaching, and research.

In the clinical care realm, we provide comprehensive services in dual arenas—a private practice through the UT Southwestern Medical Center University Hospitals and Clinics and a public practice at Parkland Health and Hospital System. This blend not only maximizes our services throughout different segments of the community in which we live and work, but also provides an invigorating environment for our students, residents, fellows, and faculty.

On the educational front, our faculty members are recognized as the authors of three major OB/GYN textbooks—*Williams Obstetrics*, *Williams Gynecology*, and *Essential Reproductive Medicine*. They are also responsible for the largest obstetrics and gynecology training program in the nation, with a combined total of 100 available residency positions in Dallas and Austin. We continuously work to create an educational environment that stimulates and challenges our students, residents, fellows, and ourselves to understand the fundamentals of our specialty and to critically analyze new evidence as it emerges.

On the research front, we are acknowledged for our dedication to evidence-based medicine through clinical research funded by the National Institutes of Health and other national organizations, as well as gratefully supported by endowments from individuals throughout the country. In 2010, with the recruitment of W. Lee Kraus, PhD, from Cornell University as Director of the Cecil H. and Ida Green Center for Reproductive Biology Sciences, our basic research program has been enhanced. Our continuing goal is to conduct research that makes significant and unique contributions to the body of knowledge of obstetrics and gynecology and to make “bench-to-bedside” research a reality.

Thank you for letting us share our work and accomplishments.



STEVEN L. BLOOM, MD

Professor and Chairman, Department of Obstetrics and Gynecology  
UT Southwestern Medical Center



5,894

10

770

6,500

100

97

In 2011,  
*U.S. News & World Report*  
ranked UT Southwestern

1<sup>st</sup>

and  
Parkland  
Memorial  
Hospital

3<sup>rd</sup>

among the  
BEST HOSPITALS  
in the Dallas-Forth  
Worth metropolitan area

24

40

35

24

1

770

99,266

50

2,200

80

3,259

13,151

22,900

2011

2,200

126,347

10

In 2011,  
*U.S. News & World Report*  
ranked women's services at  
Parkland Memorial Hospital

21<sup>st</sup>

IN THE NATION

and

women's services at  
UT Southwestern

24<sup>th</sup>

IN THE NATION

4

MORE  
THAN

Our OB/GYN programs had

351,600

OUTPATIENT VISITS IN 2010

21

40

24

500

80

3

250

21

3

3,259

600,000

133,483

71,299

5,894

97

21

24

1

770

2,200

351,600

3

# CARING FOR THOUSANDS ONE WOMAN AT A TIME

The Department of Obstetrics and Gynecology is dedicated to providing accessible, quality patient care to the women of Dallas and its surrounding communities. We are committed to training medical professionals in the care of women and to identifying effective treatment options for our patients through rigorous controlled clinical trials and basic research.

With more than 351,600 outpatient visits annually in clinical practices in both the UT Southwestern Medical Center University Hospitals and Clinics and the Dallas County Parkland Health and Hospital System, we reach women across all socioeconomic strata and ethnicity.

Our clinical programs are consistently ranked among the best in the United States. In 2011, for example, *U.S. News & World Report* ranked our programs at University Hospital–St. Paul (our private-practice hospital) and Parkland Memorial Hospital 24<sup>th</sup> and 21<sup>st</sup> in the nation, respectively. In addition, in 2011 our hospitals were ranked in the top three in the Dallas-Fort Worth metropolitan area—underscoring our fundamental belief that both private and public clinical services can and must be done well.

## GYNECOLOGY

Our gynecology program is unique for its breadth and depth. With a core of dedicated gynecologists and subspecialists in gynecologic oncology, pediatric-adolescent gynecology, reproductive endocrinology, and urogynecology, we offer comprehensive care to women from infancy through childhood and adolescence, onto the childbearing years, and into the onset of menopause and the golden years.

We pride ourselves on our comprehensive array of services as well as the research that is conducted behind the scenes.


In the Southwestern Medical District of Dallas, our UT Southwestern University Hospitals and Clinics program offers general gynecological and well-woman care at the Lowe Foundation Center for Women's Preventative Health Care, the Comprehensive Obstetrics



## Robotic surgery: smaller incisions, speedier recovery

Since 2009, our faculty have been increasingly using robotic surgery techniques in general gynecology, urogynecology, fertility, and gynecologic oncology. Dr. Mayra Thompson, Associate Professor, helped introduce this minimally invasive surgical technique to

our department. "This minimally invasive surgery provides many benefits. Women have a much speedier and easier recovery, and are back in the workforce quicker and back to their families sooner," Dr. Thompson said.



"The Lowe Foundation Center for Women's Preventative Health Care is a valuable resource for women in their 40s, 50s, 60s, and beyond. We offer women's health care from perimenopause through menopause. Our first-rate multidisciplinary team provides an integrated approach to health care in a state-of-the-art facility."

**—Karen Bradshaw, MD**  
Professor and Clinical Director,  
the Lowe Foundation Center for  
Women's Preventative Health Care

and Gynecology Program, and the Multi-Specialty Gynecology Clinic, as well as the Pediatric-Adolescent Gynecology Clinic at Children's Medical Center.

Inpatient services are provided at University Hospital—St. Paul with day surgery available at the UT Southwestern Outpatient Building. Pediatric-adolescent gynecological surgeries are performed at Children's Medical Center.

In 2010, our UT Southwestern gynecology program had more than 22,900 ambulatory visits, carried out 3,259 non-obstetrical ultrasound and bone density examinations, and performed 770 surgical procedures.

Parkland Women's and Infants' Specialty Health service provides well-woman and gynecological care as well as family-planning services at community-based Women's Health Centers in neighborhoods throughout Dallas and the surrounding communities. These clinics are co-located with Parkland prenatal clinics to facilitate patient access to counseling and contraceptive therapy.

Inpatient care is provided at Parkland Memorial Hospital with day surgery available at Parkland's Simmons Ambulatory Surgery Center.

In 2010, our Parkland gynecology program had 126,347 outpatient visits and performed more than 2,200 surgical procedures.

Regardless of venue, all our patients have access to quality gynecological care as well as the latest medical and surgical treatment options.

## THE LOWE FOUNDATION CENTER FOR WOMEN'S PREVENTATIVE HEALTH CARE

Founded with the post-reproductive, 40-plus-year-old woman in mind, the Lowe Foundation Center for Women's Preventative Health Care is an endowed center and model for the advancement of care for peri- and postmenopausal women.

Staffed by a physician team that includes specialists in reproductive endocrinology, minimally invasive surgery, and vulvar health, the Lowe Center provides preventative treatment for bone loss, mood disorders, postmenopausal bleeding, vulvar and vaginal problems, and other disorders affected by the aging process. Physicians also offer the latest advanced minimally invasive and robotic single-incision surgical techniques.

## FERTILITY AND ADVANCED REPRODUCTIVE MEDICINE

Our Fertility and Advanced Reproductive Medicine team provides evaluation and treatment of infertility as well as disorders affecting reproductive health—treating women from puberty through menopause.

Our services run the gamut of both medical and surgical treatments including *in vitro* fertilization (IVF) and surgical alternatives such as robotic-assisted reproductive surgery and advanced laparoscopy or hysteroscopy. Our physician team provides services in both the UT Southwestern and Parkland systems. We also conduct a significant number of clinical research trials dedicated to improving our understanding of fertility disorders and developing new treatments.

## GYNECOLOGIC ONCOLOGY

As part of the National Cancer Institute (NCI)-designated Harold C. Simmons Cancer Center, our gynecologic oncologists provide comprehensive evaluation and treatment options to women with suspected and diagnosed malignancies of the reproductive system.

Our specialists staff both the UT Southwestern and Parkland gynecologic oncology services—providing all women with the same access to specialist care. Our membership in the NCI's Gynecologic Oncology Group also ensures that all our patients have access



126,347

PATIENT VISITS  
*in our Parkland Gynecology  
Programs in 2010*

---

INCLUDING

71,299

PATIENT VISITS  
*in our Parkland Family  
Planning Clinics*



MORE THAN  
**22,900**

GYNECOLOGICAL  
AMBULATORY VISITS  
*at UT Southwestern in 2010*

---

Our Lowe Foundation  
Center for Women's  
Preventative Health  
Care was founded with  
the post-reproductive  
40-plus-year-old woman  
in mind.



to the latest experimental treatment protocols for gynecological malignancies.

UT Southwestern's oncology program received the NCI designation in 2010 and is the first and only medical center in North Texas to achieve this prestigious status.


### UROGYNECOLOGY AND PELVIC FLOOR DISORDERS

UT Southwestern has one of the largest divisions of urogynecology in the country. We offer patients in the UT Southwestern University Hospitals and Clinics and the Parkland Health and Hospital System access to a full range of both surgical and nonsurgical treatments for urinary and pelvic-floor conditions, including treatment for pelvic organ prolapse, incontinence, voiding dysfunction, constipation, interstitial cystitis, urinary tract infection, pelvic pain, and sexual dysfunction. Our urodynamics laboratory provides a comprehensive array of diagnostic studies to determine the cause of urinary and fecal incontinence and other pelvic-floor disorders. We provide the latest surgical and nonsurgical treatment options, including biofeedback, electrostimulation, and collagen implants.

### PARKLAND GYNECOLOGY AND WELL-WOMAN CARE

At Parkland, our gynecology service rivals that of obstetrics in volume. Staffed by Parkland advanced practice nurses supervised by OB/GYN faculty, family planning and gynecological care are provided in neighborhood-based clinics to women in areas traditionally underserved. Patients with more complex or refractory gynecological problems are referred to clinics based in Parkland Hospital where a core team of gynecology faculty, fellows, residents, and advanced practice nurses is dedicated to their care.

Patients have access to such diagnostic modalities as sonohysterography. In 2010, 5,894 gynecological ultrasound procedures were performed in our American Institute of Ultrasound in Medicine-certified facility at Parkland Memorial Hospital.



*Left to right: Gynecologic oncologists Jayanthi S. Lea, MD, David Scott Miller, MD, Siobhan Kehoe, MD, Debra Richardson, MD*

### Gynecologic cancer research made possible with Fletcher endowment

Established to honor the memory of Patricia (Pat) Fletcher following her death in 1998, the Patricia Duniven Fletcher Distinguished Professorship in Gynecological Oncology provides ongoing support for clinical and basic science research activities at UT Southwestern. Pat's family, including husband Robert Fletcher and daughter Karen McCloskey, established the endowment to turn a personal family tragedy into an ongoing mission to make a difference in the lives of women battling gynecologic cancers.

"It is so gratifying to know that some of the experimental protocols used to treat my mom have ended up benefiting other patients long after her passing," said Ms. McCloskey.

Generous gifts from families like the Fetters have allowed UT Southwestern to remain at the forefront of cancer research and clinical care, helping us translate the latest scientific discoveries into innovative treatments that give patients and their families hope.

### FAMILY-PLANNING PROGRAM

As the largest family-planning provider in the state of Texas, in 2010, our comprehensive family-planning program had a total of 71,299 patient visits in a network of eight Parkland Community Women's Health Centers in Dallas and nearby suburbs. We provide women with the full range of birth control options, as well as counseling, STD and HIV testing, pregnancy testing, and more. These services are also available in each of our private-practice gynecology clinics. As members of the National Institutes of Health Female Contraceptive Clinical Trials Network, we also offer our patients access to newly developed contraception options.

### DYSPLASIA PROGRAM

As part of our effort to make cancer prevention available in underserved areas, we have developed an extensive dysplasia program. Offered at four Parkland community health centers, as well as at Parkland Memorial Hospital, the program provides initial evaluation and follow-up to women who have abnormal Pap smears and possible pre-cancerous conditions. Colposcopy, cryotherapy, and other office-based procedures are provided by specially trained nurse practitioners and residents who are supervised by OB/GYN faculty. With more than 6,500 visits annually, the program has resulted in a relatively low rate of cervical cancer in a population generally considered at-risk.

### PEDIATRIC-ADOLESCENT GYNECOLOGY PROGRAM

In partnership with Children's Medical Center, our department provides consultative gynecological services for girls—ages newborn to 18. Staffed by gynecologists and reproductive endocrinologists, our physician team specializes in the medical and surgical management of gynecological conditions unique to the pediatric-adolescent patient. We treat the spectrum of medical conditions, from delayed and precocious puberty, to refractory gynecological problems like

polycystic ovary syndrome, to reconstructive surgeries for Müllerian anomalies. In 2010, we expanded our program, recruiting Akilah Weber, MD, as the first OB/GYN faculty member to be totally dedicated to the specialization of pediatric and adolescent gynecology.

“We welcome Dr. Akilah Weber as the newest member of our Pediatric-Adolescent Gynecology Program. Dr. Weber completed a two-year fellowship in pediatric and adolescent gynecology at Cincinnati Children's Hospital Medical Center. We know that her patients will benefit from her solid clinical skills as well as her sensitive and caring manner.”

—Dr. Ellen Wilson, Associate Professor and Medical Director, Pediatric-Adolescent Gynecology Program

### OBSTETRICS

A child is born every 30 to 35 minutes in our campus hospitals. To put this in perspective, in 2009, we delivered more babies on our campus than were born in the District of Columbia and each of the following ten states—Alaska, Delaware, Maine, Montana, New Hampshire, North Dakota, Rhode Island, South Dakota, Vermont, and Wyoming.

In the Parkland Health and Hospital System, patients are seen in clinics at Parkland Memorial Hospital, as well as at nine community prenatal clinics throughout the Dallas area and nearby suburbs. Labor and delivery services are provided at Parkland Memorial Hospital, which in 2010 performed 13,151 deliveries.

What may surprise many people, however, is that 97 percent of the women delivering at Parkland Hospital have received prenatal care in the Parkland system, with an average of 10 visits per patient. This achievement is the result of a team effort to provide ready access to an organized prenatal system in underserved neighborhoods.

In our UT Southwestern University Hospitals and Clinics practice, we offer prenatal and postpartum care in the Comprehensive Obstetrics and Gynecology and the



“Our dysplasia program provides prompt identification and treatment of pre-cancerous conditions of the cervix as part of our comprehensive cervical cancer prevention program. Offering these services through our community clinics has improved women's access to care because they have a choice in where they are screened and evaluated. As a result, we have seen a fairly low cervical cancer rate in what typically is an at-risk population.”

—Claudia Werner, MD  
Associate Professor and Lead Physician, Dysplasia Clinics

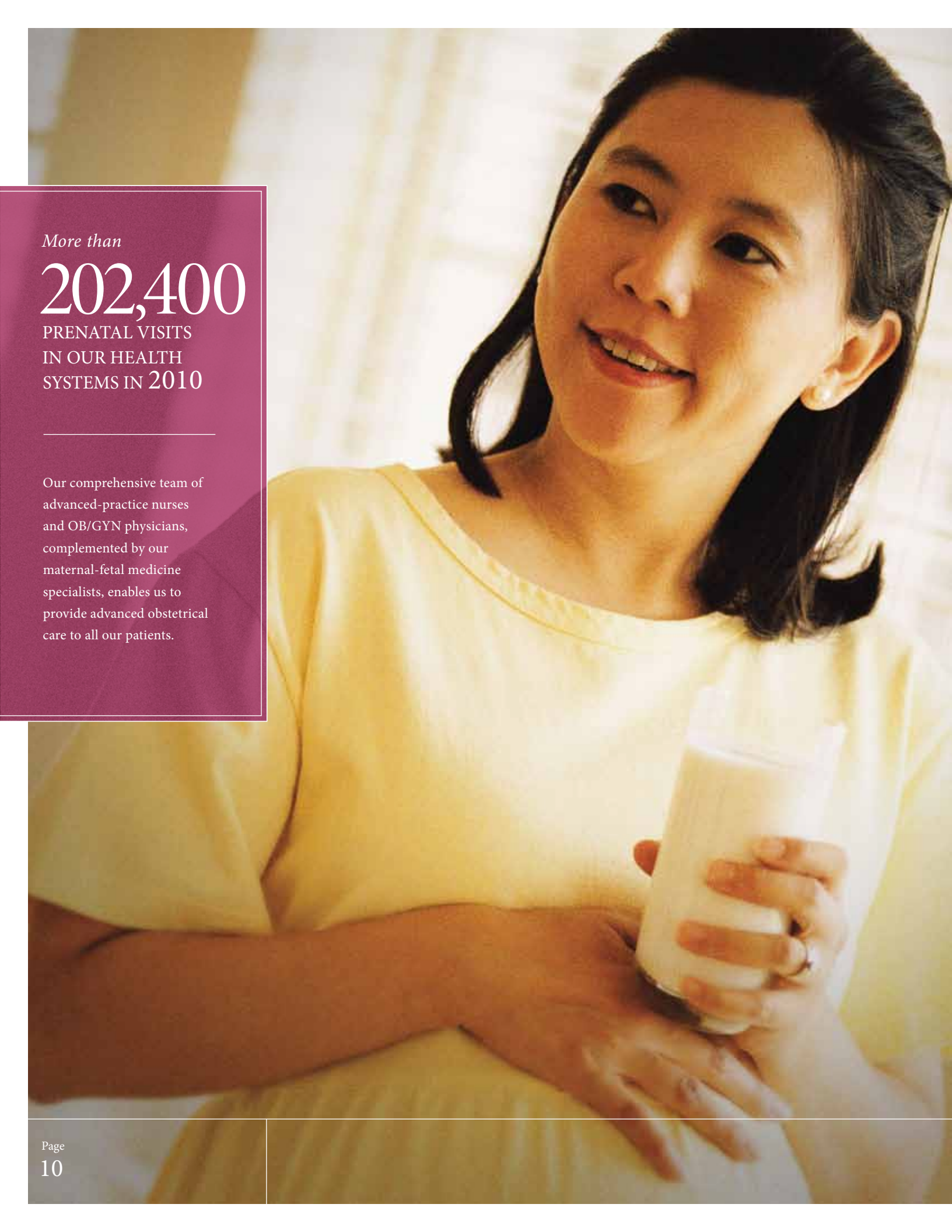


MORE THAN  
**6,500**

VISITS  
ANNUALLY  
TO OUR  
PARKLAND  
DYSPLASIA  
PROGRAM

---

Results indicate a low  
rate of cervical cancer  
in populations  
considered at-risk.

A pregnant woman with dark hair, wearing a yellow t-shirt, is smiling and looking towards the camera. She is holding a white plastic water bottle with both hands. The background is a soft, out-of-focus indoor setting with light-colored curtains.

*More than*

**202,400**

PRENATAL VISITS  
IN OUR HEALTH  
SYSTEMS IN 2010

---

Our comprehensive team of advanced-practice nurses and OB/GYN physicians, complemented by our maternal-fetal medicine specialists, enables us to provide advanced obstetrical care to all our patients.

High-Risk Pregnancy and Prenatal Genetics Programs. Our labor and delivery service at University Hospital–St. Paul averages 1,500 births annually.

No matter where they receive their care, our patients have access to a dedicated team of health-care professionals, obstetricians, and subspecialists in maternal-fetal medicine—once again underscoring our commitment to public and private clinical service.

### COMPREHENSIVE GENERAL OBSTETRICS AND GYNECOLOGY

Physicians in UT Southwestern Medical Center's Comprehensive Obstetrics and Gynecology Program care for women from their teens through menopause and beyond, and work to develop lasting relationships with their patients through all stages of life.

A group of dedicated OB/GYN physicians, complemented by maternal-fetal medicine specialists, enables us to provide advanced obstetrical care when needed.

A significant number of our pregnant patients are referred to us by physicians from other UT Southwestern departments who are treating them for a myriad of diseases and problems. A multidisciplinary approach to treatment allows us to co-manage their care, working side-by-side to offer the best solutions.

### MATERNAL-FETAL MEDICINE

The maternal-fetal medicine physicians in UT Southwestern Medical Center's High-Risk Pregnancy and Prenatal Genetics Program are recognized for their care and management of women with complicated pregnancies. In addition to consultative services, our subspecialists accept obstetrical patients and operate a regional maternal transport service for the convenience of obstetricians who want to transfer patients to our care.

The latest diagnostic modalities are used to evaluate and treat both maternal and fetal complications and include: preconceptional counseling and genetic testing to identify inherited and antenatal risks; high-resolution, 3- and 4-dimensional ultrasound to visualize the baby's development; prenatal diagnostic procedures such as amniocentesis, chorionic villous sampling (CVS), and fetal blood sampling; and intrauterine transfusions and fetal

shunt placement. In 2010, our physicians performed 11,380 obstetrical ultrasound procedures.

In 2008, we expanded our maternal-fetal medicine services beyond the Southwestern Medical District with the opening of a maternal-fetal medicine practice on the campus of Children's Medical Center at Legacy in Collin County, north of Dallas.

Our growing multidisciplinary team includes specialists in maternal-fetal medicine, neonatology, pediatric surgery, cardiology, and other pediatric subspecialties. This team coordinates delivery at Parkland or University Hospital–St. Paul if complex postnatal issues are anticipated.

Our faculty also includes specialists in fetal surgery. In 2010, we performed our first fetoscopic laser procedure to correct twin-twin transfusion syndrome (TTTS).


### PARKLAND OBSTETRICS AND MATERNAL-FETAL MEDICINE

Ninety percent of the deliveries on our campus take place at Parkland Memorial Hospital. Averaging 15,000 childbirths annually for the past 10 years, more than a half million women have delivered babies at Parkland during the last 50 years.

But labor and delivery is just a piece of the story. What many people do not realize is that our obstetrics program at Parkland spans a continuum of care—beginning in the prenatal period and continuing through delivery and postpartum follow-up.

It takes a well-choreographed effort to manage our volume. In addition to our large medical staff, our team of health-care providers includes more than 100 highly dedicated certified nurse midwives and nurse practitioners, 20 ultrasonographers, and more than 500 nurses—all of whom play an integral role in this integrated maternal health-care system.

Operating under protocol and in conjunction with OB/GYN faculty, nurse practitioners and certified nurse midwives were responsible for 99,266 community prenatal clinic visits in 2010. With 35 certified nurse midwives, our midwifery program—one of the largest in the country—manages approximately 40 percent of the Parkland deliveries.



Left to right: Julie Lo, MD, Michael Zaretsky, MD

### Teamwork at its best

When Stephanie and Shawn Studdard learned they would be having twins after battling infertility problems for more than a decade, they were ecstatic. But at 13 weeks, the couple's "absolute joy turned to fear and confusion," they said. Medical tests showed that one of the twins, Kamryn, had a congenital diaphragmatic hernia (CDH)—a severe abnormality in which an infant's organs are pushed up through a hole in the diaphragm, decreasing the lungs' growth and capacity.

"When we first saw the Studdards and diagnosed Kamryn at 13 weeks, this set off a multidisciplinary chain reaction and approach that's necessary when caring for fetal abnormalities. And in this case, it included coordinating care among three institutions: UT Southwestern Medical Center, Children's Medical Center (Dallas and Plano), and Parkland Memorial Hospital," said maternal-fetal medicine specialist and Assistant Professor Dr. Michael Zaretsky.

The baby girls, Brooke and Kamryn, were born at Parkland on June 17, 2009, delivered by two maternal-fetal medicine faculty, Dr. Zaretsky and Dr. Julie Lo, along with the couple's private OB/GYN physician, and a team of more than 20 other professionals. Both girls were stable and sent to Parkland's NICU. Brooke went home a week later. Two days after birth Kamryn had surgery at Children's Medical Center to repair damage from the CDH. She went home in August.

Today, both are healthy, happy and growing. "Stephanie and I couldn't have been more pleased with the care Kamryn received," Shawn Studdard said. "I truly believe this medical staff influenced her survival tremendously, and our end result may not have been the same had we chosen to deliver elsewhere."

Pregnant women throughout the system have access to National Institutes of Health Maternal-Fetal Medicine Units Network protocols as well as some of the latest high-tech diagnostic tools. Ultrasound services—certified by the American Institute of Ultrasound in Medicine—are provided in six community Women's Health Centers and two sites inside Parkland. A digital imaging system enables ultrasounds to be reviewed in real-time from sites throughout Parkland and the community clinics. In 2010, 33,395 obstetrical ultrasound procedures were performed.

For women who are diagnosed with prenatal problems—including such complications as prior preterm birth, anemia, multiple gestations, diabetes, epilepsy, infectious diseases, psychological problems, post-term pregnancies, and hypertensive disorders—a central high-risk clinic capable of managing virtually every conceivable antenatal complication is located inside Parkland Memorial Hospital.

The OB complications clinic is dedicated to caring for high-risk pregnancies and is staffed by more than a dozen maternal-fetal medicine faculty members, as well as maternal-fetal medicine fellows, OB/GYN residents, advanced practice nurses, and faculty from UT Southwestern's Department of Psychiatry. In 2010, patient visits to this clinic exceeded 45,550.

### CARING FOR THOUSANDS – ONE WOMAN AT A TIME

It is tempting to be mesmerized by the numbers—an average of 17,400 deliveries annually (that is 600,000 diapers a year), 54,000 ultrasound procedures, 2,900 gynecological surgeries, 351,600 outpatient visits. But behind each one of these numbers is a woman who entrusted her health to our care—a woman whose quality of life we affected. That is a humbling responsibility that keeps us focused on caring for the individual.



AN AVERAGE OF  
**17,400**  
CHILDBIRTHS  
ANNUALLY ON OUR  
CAMPUS DURING  
THE PAST DECADE

Every 30 to 35  
minutes, a child is  
born in our hospitals

---

Our programs are  
consistently ranked  
among the best in  
the United States.

1  
OUT  
OF  
50

OB/GYN RESIDENTS  
IN THE UNITED  
STATES TRAINS AT  
UT SOUTHWESTERN

10

OF OUR GRADUATES  
HAVE BECOME CHAIRS  
OF ACADEMIC CLINICAL  
DEPARTMENTS

1 graduate is  
currently a  
U.S. Congressman



## EDUCATION

# EDUCATING HUNDREDS TRAINING TOMORROW'S PHYSICIANS TODAY

In addition to patient care, medical student, resident, and fellow training is another mission of the department. In fact, UT Southwestern trains more new OB/GYN physicians and subspecialists than any other program in the United States. Ten graduates of our residency and fellowship programs have become chairs of academic clinical departments, and one is currently a U.S. Congressman.

Our department also participates in undergraduate medical education in every year of medical school with major efforts during the third and fourth years.

Members of our faculty have authored several of the most widely used OB/GYN textbooks in the nation—*Williams Obstetrics*, now in its 23<sup>rd</sup> edition; *Williams Gynecology*, 1<sup>st</sup> edition; and *Essential Reproductive Medicine*, 1<sup>st</sup> edition. In 2009, the British Medical Association Book Awards ranked *Williams Gynecology* first in the category of Obstetrics and Gynecology.

## FELLOWS

UT Southwestern offers a total of 17 American Board of Obstetrics and Gynecology-approved fellowship slots in four subspecialties—maternal-fetal medicine, gynecologic oncology, female pelvic medicine and reconstructive surgery, and reproductive endocrinology and infertility. Fellows receive extensive training in patient care as well as basic and clinical research.

## RESIDENTS

UT Southwestern has the largest residency training program in the nation with 80 approved positions in Dallas and another 20 positions in Austin. More than one out of every 50 OB/GYN residents in the country trains here. About a third of our residents pursue fellowships after graduation.

With more than 314,000 ambulatory visits and an average of 15,000 deliveries annually, Parkland Health and Hospital System is the primary teaching venue for



## Dr. Marlene Corton teaches one of the country's only OB/GYN pelvic anatomy courses

Building on her "passion for anatomy" while in medical school, Dr. Marlene Corton established and teaches one of the country's only pelvic anatomy courses specifically for OB/GYN residents. Designated the "Pelvic Anatomy and Laparoscopy Course with Fresh Cadaver Dissection," the course includes hands-on surgical operations, laparoscopic training, and dissection of unembalmed cadavers. The course's mission is to "provide a tool to refresh residents regarding the very complex pelvic anatomy," says Dr. Corton, Associate Professor.

The course—offered in four half-day weekly sessions each month—is required for residents in both their second and third years. Small groups of two to three residents work on a fresh cadaver each session, with each class assisted by one to two fellows and overseen by Dr. Corton. Biomedical illustration students often watch, learn, and sketch procedures. At the end of each course, residents make a 30-minute presentation on a gynecologic surgery topic of their choice to OB/GYN faculty and fellows.



### Dr. Bruce Carr receives award for teaching and research

We are proud to recognize Dr. Bruce Carr as recipient of the Distinguished Researcher Award, 2009, from the American Society for Reproductive Medicine (ASRM). Dr. Carr, Professor and Director of the reproductive endocrinology fellowship program at UT Southwestern, is internationally known as an authority on reproductive endocrinology, with hundreds of publications and lectures to his

credit. He is editor-in-chief of *Seminars in Reproductive Medicine*.

Dr. Carr was cited by the ASRM for his success in training future academicians as well as for his work in both clinical and basic research in reproductive endocrinology. Dr. Carr's basic research focuses on the regulation of steroidogenic enzymes, the regulation of ovarian and adrenal production, hormone therapy and menopause, endometriosis, leiomyomas, and infertility. He currently is investigating the role of 17 hydroxylase (CYP-17) in human granulosa and placental cells.

the UT Southwestern program. Here residents focus on developing skills in intrapartum management, high-risk obstetrics, ultrasound, and prenatal care. Residents also gain experience in the treatment of a broad spectrum of disorders in gynecology, gynecologic oncology, reproductive endocrinology, and urogynecology. Specialized curricula focus on pelvic anatomy, dysplasia, and laser treatment. Residents are introduced to advanced surgical procedures and hone their surgical skills in a specialized simulation venue at UT Southwestern's Center for Minimally Invasive Surgery.

In 2009, UT Southwestern entered into a partnership with the Seton Family of Hospitals in Austin. As a result of this association, our department has become responsible for the graduate medical education program in Austin, which is currently comprised of 20 OB/GYN residents, overseen by 20 UT Southwestern on-site faculty members.

For OB/GYN, this relationship translates into a presence in central Texas and an opportunity for growing our educational, research, and clinical base. It also enables collaborative educational research efforts with UT Southwestern, Seton, and the University of Texas at Austin.

### MEDICAL STUDENTS

Annually, more than 240 medical students from UT Southwestern Medical School receive their introduction to women's health care on our gynecological and obstetrical services. Our department is involved in all four years of training, with particular emphasis in the third year, when students are required to spend six weeks on the OB/GYN service. During their fourth year, students are offered elective rotations that cover the gamut of obstetrical and gynecological subspecialties. Through our extern program, these clinical rotations also are open to students from other medical schools.

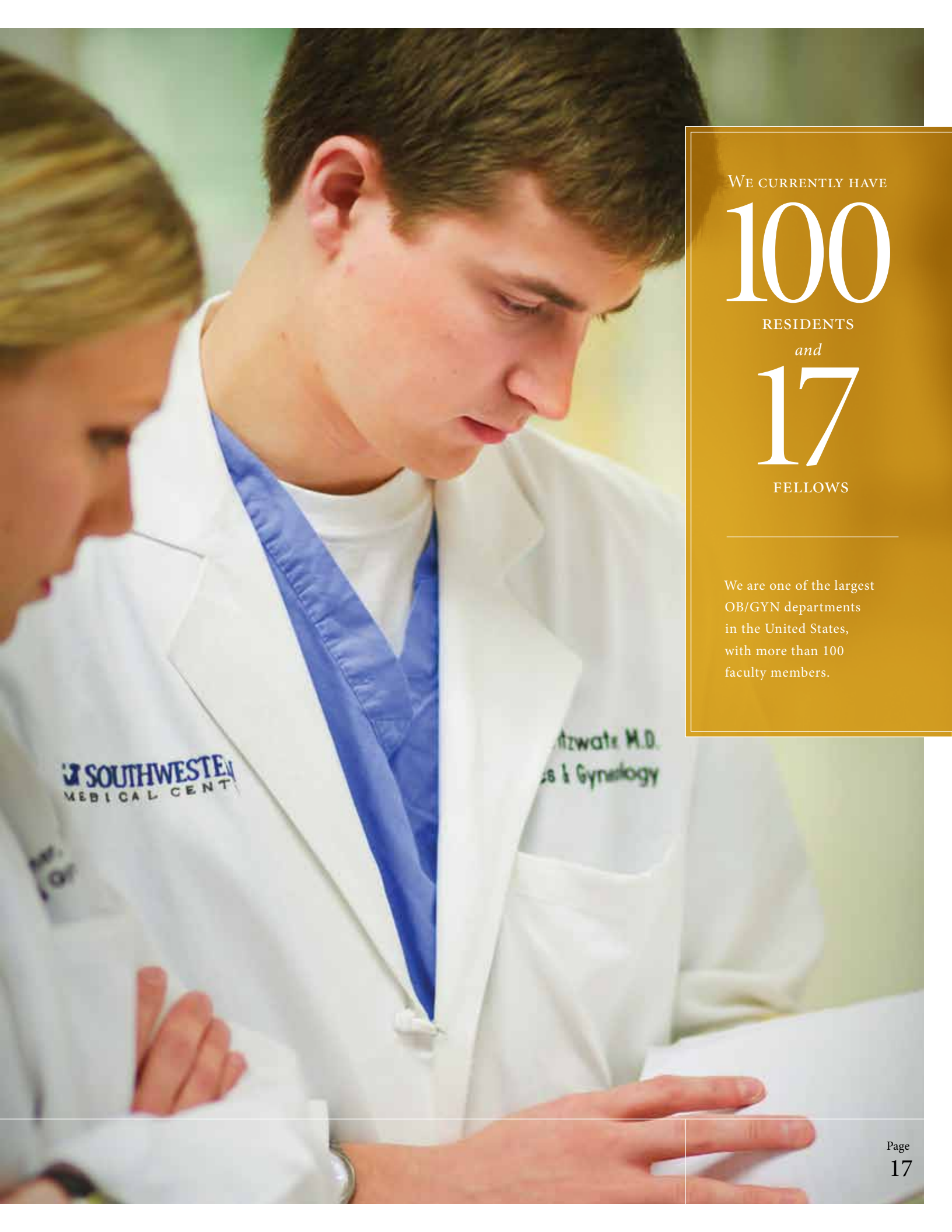
Our active involvement in medical student education may be responsible for the fact that eight percent of UT Southwestern Medical School graduates choose OB/GYN as a specialty, compared with six percent nationally.

### VOLUNTEER FACULTY

Our department is fortunate to have more than 115 volunteer faculty members who play an important role in the education of residents and students at several hospitals in the Dallas-Fort Worth and Austin areas. We are extremely grateful for the time our volunteers spend training our residents and students and for their partnership in helping us further our educational mission.

### EDUCATING HUNDREDS—TRAINING TOMORROW'S PHYSICIANS TODAY

Operating the largest physician-training program in the country is a big responsibility. It requires faculty members who are dedicated to teaching—faculty members who are as committed to learning as they are to educating others. We are humbled by the responsibility and proud to be today's mentors of tomorrow's doctors.



WE CURRENTLY HAVE

100

RESIDENTS

*and*

17

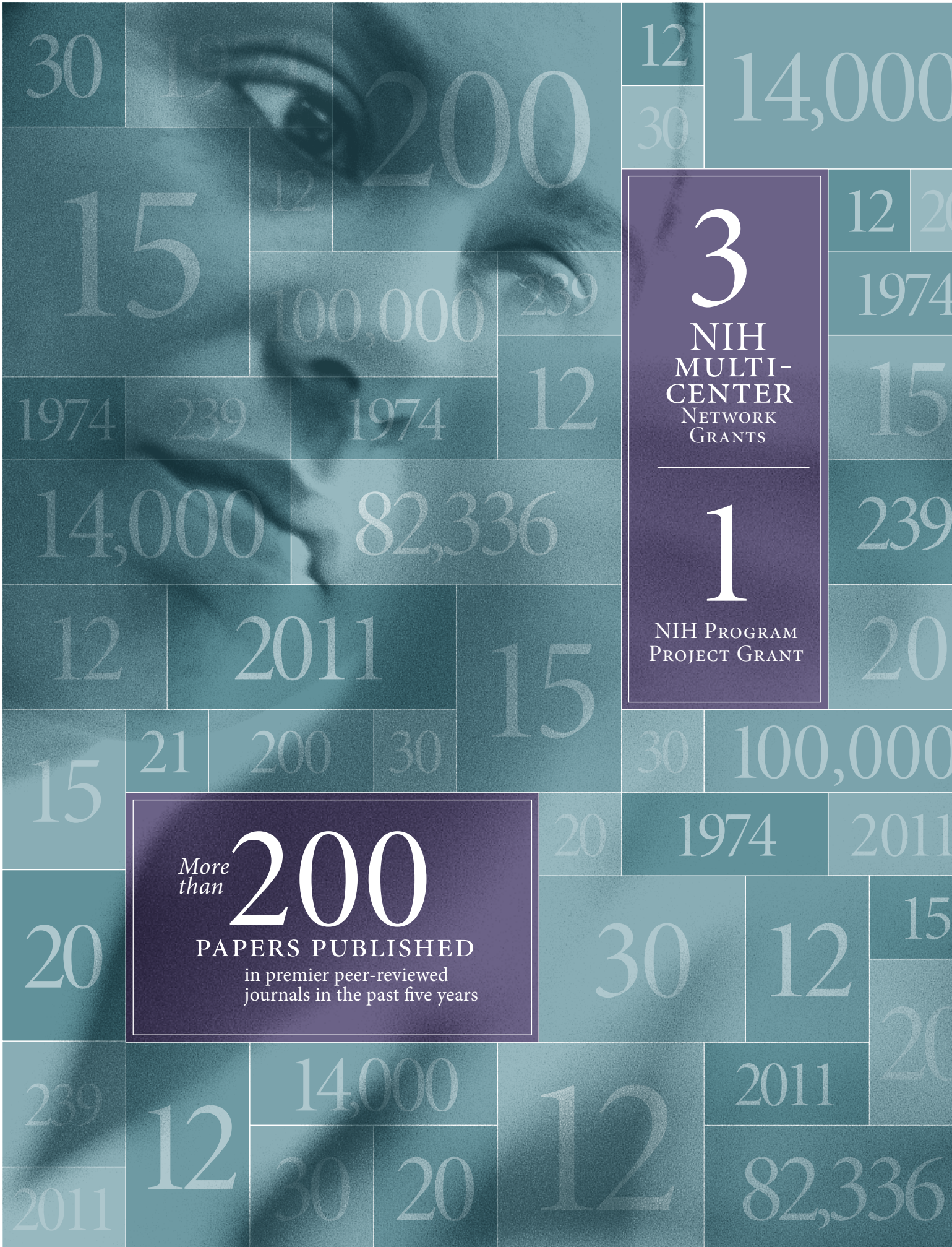
FELLOWS

---

We are one of the largest  
OB/GYN departments  
in the United States,  
with more than 100  
faculty members.

 SOUTHWESTERN  
MEDICAL CENTER

itzwate M.D.  
s & Gynecology



*More than* **200**  
PAPERS PUBLISHED  
in premier peer-reviewed  
journals in the past five years

**3**  
NIH  
MULTI-  
CENTER  
NETWORK  
GRANTS

---

**1**  
NIH PROGRAM  
PROJECT GRANT

## RESEARCH

# ADVANCING KNOWLEDGE THROUGH BASIC AND CLINICAL RESEARCH

Our department maintains a robust research program funded through private, government, and department sponsorships. Building on the legacies of Jack Pritchard, MD, and Paul MacDonald, MD, we believe that a partnership between clinicians and basic scientists is essential to understanding the underlying mechanisms that affect a woman's health and to providing each woman with the most effective treatment options.

During the past five years, OB/GYN faculty members have published more than 200 papers in peer-reviewed journals, including nine in the *New England Journal of Medicine*, one in the *Journal of the American Medical Association*, and one in *Cell*.

Our research efforts have resulted in recognition by our peers. In both 2007 and 2008, the American College of Obstetricians and Gynecologists awarded our faculty the Roy M. Pitkin Award for outstanding research published in our field.

In 2011, Lisa Halvorson, MD, Professor and a specialist in reproductive endocrinology and infertility, received the President's Achievement Award from the Society for Gynecologic Investigation in recognition of her outstanding scientific work.

### CLINICAL RESEARCH

Our faculty currently serve as members of several OB/GYN clinical research networks sponsored by the National Institutes of Health (NIH). These include the NIH Maternal-Fetal Medicine Units Network, the NIH Gynecologic Oncology Group, and the NIH Female Contraceptive Clinical Trials Network.

Our clinical faculty are dedicated to measuring health-care outcomes to determine the most effective treatment protocols and are committed to rigorous controlled trials intended to better define best



### Research leads to evidence-based care

In the division of Obstetrics/ Maternal-Fetal Medicine, Dr. Kenneth Leveno, Professor and Division Chief, leads a research endeavor that directly affects obstetrical patients locally and nationally. As part of a consortium funded by the National Institutes of Health for 15 years, as well as other local supporters, his team uses a combination of research approaches—from retrospective analysis to prospective observational studies and randomized clinical studies—to establish guideposts for obstetrical patient care at UT Southwestern and Parkland Memorial Hospital.

"The foundation of our research, which is focused on health-care outcomes as well as some mechanisms of disease research, is driven by the need for evidence-based care and treatment," said Dr. Leveno.

According to Dr. Leveno, this research involves a large number of faculty and fellows across several departments who are committed to the basic principles of the endeavor. "This kind of health-care outcomes research brings the faculty together. It's basically the underpinning of our identity as an academic entity, and I'm proud of what we have accomplished," he added.



"We are using molecular and cellular techniques to identify how the female reproductive tract changes during pregnancy, childbirth, and afterwards. Using cultured primary human cervical stromal cells, genetically altered mice, and tissue samples from the human cervix and vagina, our lab examines the balance between matrix synthesis and degradation during cervical ripening and the development of pelvic

organ prolapse. We hope that these studies will provide novel therapeutic modalities in the treatment and prevention of preterm cervical ripening, pelvic organ prolapse, and anal incontinence after childbirth."

—R. Ann Word, MD

Professor and Director, Urogynecology Research Laboratory

practices in our specialty. These studies run the gamut of the health problems we treat.

For instance, we are leading the \$30 million effort of the Maternal-Fetal Medicine Units Network to screen 10,000 women for subclinical hypothyroidism and to evaluate the impact of treatment on child development.

In a local study to determine the risk of flu medications on pregnant women and their babies, we evaluated 82,336 medical records between 2003 and 2008 and identified 239 women with influenza who had been treated with antiviral medications during their pregnancy. We found no significant risk to mothers or their newborns.

Currently, one of our faculty members—a nationally recognized expert on pandemic flu and pregnancy—is serving on the data safety monitoring board for the Bill and Melinda Gates Foundation-sponsored Field Trial of Maternal Influenza Immunization in Nepal.

While disease increases risks *during* pregnancy, childbirth itself can lead to complications like pelvic organ prolapse later in life. Today, we are investigating the potential protective effects of local estrogen on the connective tissues of the pelvic floor in postmenopausal women who are undergoing surgery for pelvic organ prolapse.

## BASIC RESEARCH

Complementing our clinical research program is a well-focused basic research effort. Under sponsorship of the NIH and other organizations, our faculty members are conducting basic research in laboratories located throughout the department, including those of the Cecil H. and Ida Green Center for Reproductive Biology Sciences.

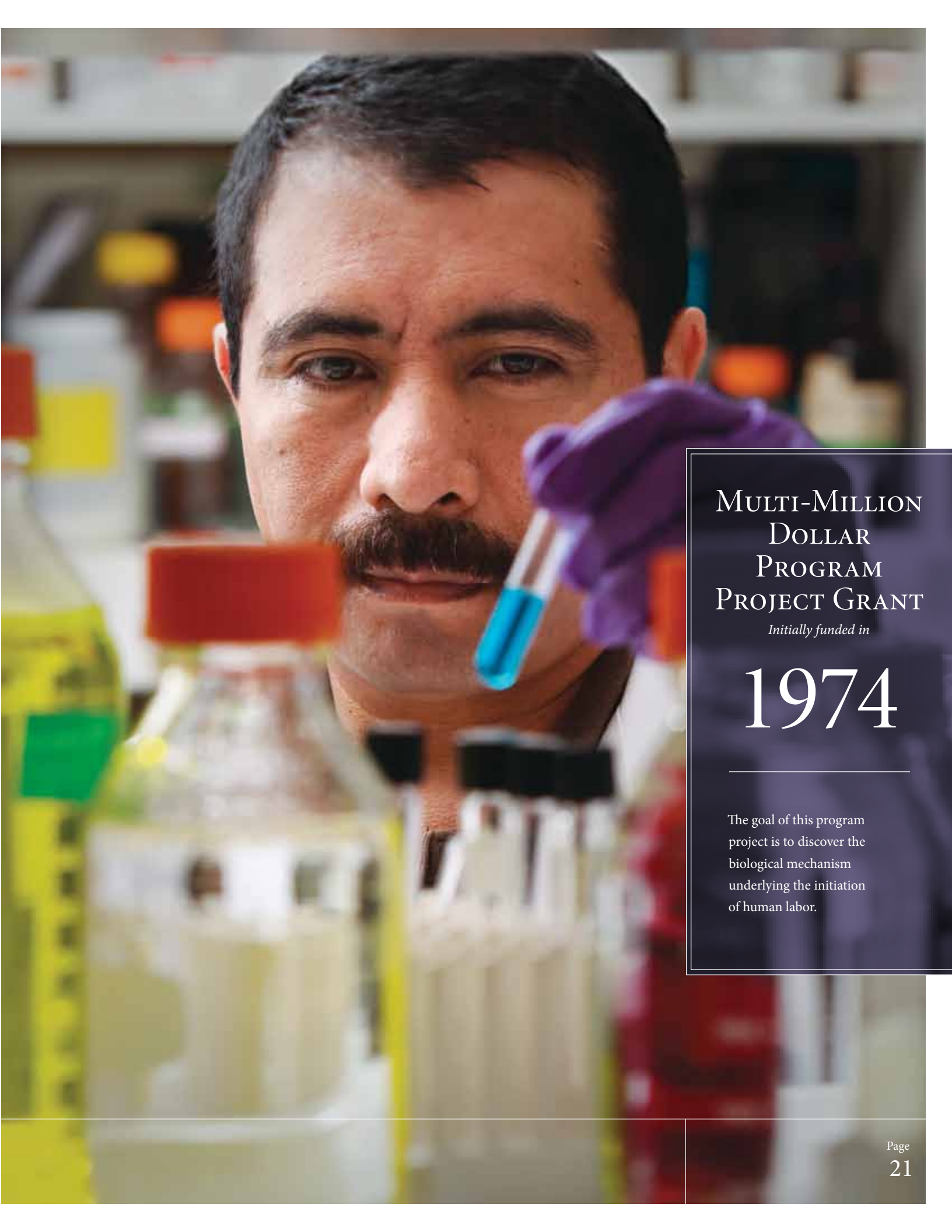
We recently received renewal of our multi-million dollar NIH program-project grant—the department's longest standing grant. The goal of this program project—designated *Initiation of Human Labor: Prevention of Prematurity*—is to discover the biological mechanisms underlying the initiation of human labor.

Initially funded in 1974, the grant brought together obstetrician/gynecologists, biochemists, molecular biologists, and physiologists in an effort to elucidate the mechanisms of parturition and improve outcomes for newborns. Today, faculty members in the department and the Cecil H. and Ida Green Center for Reproductive Biology Sciences are working on diverse aspects of female reproductive biology and focusing on molecular mechanisms.

Continuing the effort to unravel the mechanisms of human parturition, one of the areas of focus is identification of the molecular events during pregnancy that cause remodeling of the cervix from a closed rigid structure to one that expands to enable passage of a term fetus.

Investigations are also under way to identify the mechanisms that cause fertility and infertility. Researchers are evaluating the role of the anterior pituitary in the onset of fertility as well as its cessation during menopause. Others are examining the role of 17-hydroxylase (CYP-17) in polycystic ovary syndrome (PCOS)—a hormonal disorder that can affect a woman's ability to become pregnant.

Many women suffer from pelvic-floor disorders as a consequence of childbirth. Using animal models, faculty members and fellows are studying the functional anatomy of the pelvic floor, the effects of nerve injuries on voiding dysfunction and urinary and anal incontinence, and the effects of growth factors and myogenic stem cells on wound healing of the external anal sphincter.



MULTI-MILLION  
DOLLAR  
PROGRAM  
PROJECT GRANT

*Initially funded in*

1974

The goal of this program project is to discover the biological mechanism underlying the initiation of human labor.

THE CECIL H. AND IDA  
GREEN CENTER  
FOR REPRODUCTIVE  
BIOLOGY SCIENCES  
has undergone a

**\$12**  
MILLION  
*renovation*

*and expansion*  
TO A NEW  
**14,000** SQ.FT.  
LOCATION





## CECIL H. AND IDA GREEN CENTER FOR REPRODUCTIVE BIOLOGY SCIENCES

A cutting-edge research center, the Cecil H. and Ida Green Center for Reproductive Biology Sciences was endowed by the Greens in 1974. Throughout the subsequent decades, the Green Center has been at the forefront of research into female reproductive biology—with its current focus on gene regulation, signaling, and genome functions.

Established initially under UT Southwestern's OB/GYN Department, the Center became affiliated with the Department of Pharmacology from 1999 to 2009. In 2010, it transitioned back to the OB/GYN Department when a new director was recruited. W. Lee Kraus, PhD—formerly Professor of Molecular Biology and Genetics and Pharmacology at Cornell University—heads the Center, which has undergone a \$12 million renovation and expansion to a new 14,000-square-foot location in the OB/GYN Department.

The new facility includes more than 10,000 square feet of laboratory space and houses Dr. Kraus' lab, as well as labs for five new faculty members. In addition, the Green Center's membership includes approximately 20 current UT Southwestern faculty members, whose labs are located elsewhere in the department and across the UT Southwestern campus.

The Center's mission is to address fundamental and applied questions related to reproductive biology, including oocyte maturation, fertilization, development, pregnancy, parturition, stem cells, endocrinology, and oncology, as well as aspects of metabolism, inflammation, and immunity that relate to female reproductive biology.

## ADVANCING OUR KNOWLEDGE THROUGH BASIC AND CLINICAL RESEARCH

Underlying our clinical practice and training programs is a continual quest for knowledge to help us define best practices. It drives us to measure outcomes and conduct clinical trials. It leads us to foster cutting-edge, integrative, and collaborative basic research. Whatever its form, research—as much as anything else—defines who we are as a department.

"I am privileged to be a part of the Cecil H. and Ida Green Center for Reproductive Biology Sciences, which has a long history of leading the way in reproductive biology research. It is very exciting to be working in this field as part of the Green Center, and to be mentoring and assisting other researchers with projects that have the potential to alter the practice of clinical medicine. Our research into reproductive biology encompasses diverse areas and is executed by teams of basic scientists and clinical researchers who are creative and experienced, and who possess an inner drive to learn more."

—W. Lee Kraus, PhD  
Professor and Director of  
the Green Center



## Research aims to eliminate the unexpected

Determining why some women experience unexpected preterm labor and birth is the focus of Dr. Mala Mahendroo's lab in the Cecil H. and Ida Green Center for Reproductive Biology Sciences—thanks to a three-year, \$100,000 competitive grant from The Hartwell Foundation.

Dr. Mahendroo, an Associate Professor, is looking at changes in the collagen structure of the cervix using noninvasive second harmonic generation (SHG) laser-based imaging in combination with endoscopy.

Her lab's goal is to develop an SHG endoscope to be used in animal models—and subsequently in women—to predict preterm birth so that better strategies can be found to halt preterm birth and improve postnatal outcomes. She is collaborating with researchers in UT Southwestern's Department of Cell Biology, at the University of Texas at Dallas, and at Johns Hopkins University.



PLANS FOR A NEW  
**\$800**  
MILLION  
*state-of-the-art*

University Hospital at  
UT Southwestern Medical  
Center have been approved

The 424-bed facility is slated  
to open in 2015.

PARKLAND  
has broken ground  
on a new

**2.5**  
MILLION  
*square-foot campus*

The \$1.27 billion  
project is set for  
completion in 2014.



# INFINITE POSSIBILITIES BUILDING THE FUTURE OF MEDICINE

We look forward to the future when the Southwestern Medical District in Dallas will have two new state-of-the-art hospitals with more than 3.8 million square feet devoted to inpatient care, medical education, and clinical and translational research.

## NEW UNIVERSITY HOSPITAL

In 2010, the UT System Board of Regents and the Texas Higher Education Coordinating Board approved plans for an \$800 million, 424-bed hospital to replace the aging University Hospital–St. Paul, which opened in 1963. This state-of-the-art hospital is designed to provide patient-centric care and incorporates space to support clinical and translational research as well as education and training. The 1.3 million-square-foot complex will open in 2015.

## PARKLAND MEMORIAL HOSPITAL

In 2008, the voters of Dallas County approved construction of a new \$1.27 billion, 2.5 million-square-foot hospital to replace the current Parkland Memorial Hospital, which opened in 1954. The largest hospital construction project in America today, the new facility will include 862 beds in private rooms as well as 48 labor-and-delivery rooms, and will increase the space of the emergency room, operating rooms, and the burn and neonatal intensive care units. Ground was broken in 2010, and the hospital is scheduled to open in 2014.

## ENDOWMENTS

The Department of Obstetrics and Gynecology is fortunate to have received solid financial funding over the years for all three of its missions of education, research, and clinical care. More than 20 endowments are helping fuel the department's national prominence.

### ENDOWED FUNDS:

**Annelle Ahmed, MD, Fund for Faculty Scholars in Obstetrics and Gynecology**

**Norman F. Gant Research Fund in Obstetrics and Gynecology**

**The Cecil H. and Ida Green Center for Reproductive Biology Sciences**

**Green Center Training Program in Reproductive Biology Science Research**

**Rosann and Richard Gutman Fund for Clinical Excellence and Career Enhancement**  
held by Siobhan Kehoe, MD

**Lowe Foundation for Women's Preventative Health Care**

### DISTINGUISHED CHAIRS:

**Beatrice and Miguel Elias Distinguished Chair in Obstetrics and Gynecology**  
held by F. Gary Cunningham, MD

**Amy and Vernon E. Faulconer Distinguished Chair in Medical Science**

**Cecil H. and Ida Green Distinguished Chair in Reproductive Biology Sciences**  
held by W. Lee Kraus, PhD

**Paul C. MacDonald Distinguished Chair in Obstetrics and Gynecology**  
held by Bruce R. Carr, MD

### CHAIRS:

**Dallas Foundation Chair in Gynecologic Oncology**  
held by David Scott Miller, MD

**Norman F. Gant Chair in Obstetrics and Gynecology**  
held by George D. Wendel, MD

**Mary Dees McDermott Hicks Chair in Medical Science**  
held by Steven L. Bloom, MD

**Jack A. Pritchard Chair in Obstetrics and Gynecology**  
held by Kenneth Leveno, MD

**Helen J. and Robert S. Strauss and Diana K. and Richard C. Strauss Chair in Women's Health**  
held by Karen D. Bradshaw, MD

### PROFESSORSHIPS:

**Alvin "Bud" Brekken Professorship in Obstetrics and Gynecology**  
held by Jeanne Sheffield, MD

**Frank C. Erwin Jr. Professorship in Obstetrics and Gynecology**  
held by Joseph I. Schaffer, MD

**Patricia Duniven Fletcher Distinguished Professorship in Gynecologic Oncology**

**Gillette Professorship in Obstetrics and Gynecology**  
held by Brian M. Casey, MD

**Arthur Grollman Professorship in Obstetrics and Gynecology**  
held by Barry E. Schwarz, MD

**Luis Leib, MD, Professorship in Obstetrics & Gynecology**  
held by Robyn Horsager-Boehrer, MD

### FELLOWSHIPS:

**Jack and Signe Pritchard Fellowship in Maternal-Fetal Medicine**

**FACULTY STAFF**

**Steven L. Bloom, MD**  
Professor and Chairman

**BASIC REPRODUCTIVE BIOLOGY RESEARCH—THE GREEN CENTER**

**W. Lee Kraus, PhD**  
Professor, Division Chief

**Xiaoying Bai, PhD**  
Assistant Professor

**Xin Liu, PhD**  
Assistant Professor

**Mala Mahendroo, PhD**  
Associate Professor

**Carole Mendelson, PhD**  
Professor  
(Primary Appointment Biochemistry)

**FEMALE PELVIC MEDICINE AND RECONSTRUCTIVE SURGERY**

**Joseph Schaffer, MD**  
Professor, Division Chief

**Marlene Corton, MD**  
Associate Professor

**David Rahn, MD**  
Assistant Professor

**Clifford Wai, MD**  
Associate Professor

**GYNECOLOGY CORE**

**Cherine Hamid, MD**  
Assistant Professor

**Kimberly Kho, MD**  
Assistant Professor

**Eddie McCord, MD**  
Associate Professor

**David Owens, MD**  
Assistant Professor

**David Rogers, MD**  
Assistant Professor

**Larry Word, MD**  
Professor

**GYNECOLOGIC ONCOLOGY**

**David Scott Miller, MD**  
Professor, Division Chief

**Siobhan Kehoe, MD**  
Assistant Professor

**Jayanthi Lea, MD**  
Assistant Professor

**Debra Richardson, MD**  
Assistant Professor

**OBSTETRICS AND GYNECOLOGY—GENERALISTS**

**Barry Schwarz, MD**  
Professor, Division Chief

**Evelina Alcalen, MD**  
Assistant Professor

**Barbara Cambridge, PhD**  
Associate Professor

**H. David Cook, MD**  
Associate Professor

**Roderick Diggs, MD**  
Assistant Professor

**Dennis Factor, MD**  
Associate Professor

**Heather Gardow, MD**  
Assistant Professor

**William Griffith, III, MD**  
Associate Professor

**Clarice Grimes, MD**  
Associate Professor

**David Hemsell, MD**  
Clinical Professor

**Barbara Hoffman, MD**  
Associate Professor

**Farnaz Jahangiri, MD**  
Assistant Professor

**Irwin Kerber, MD**  
Associate Professor

**Pamela Kothari, MD**  
Assistant Professor

**Xercerla Littles, MD**  
Associate Professor

**Ann Lutich, MD**  
Assistant Professor

**Dustin Manders, MD**  
Assistant Professor

**Robert McCreia, MD**  
Assistant Professor

**Elysia Moschos, MD**  
Associate Professor

**Mary Jane Pearson, MD**  
Associate Professor

**Robin Rosen, MD**  
Assistant Professor

**Frances Rosenbaum, MD**  
Assistant Professor

**Mayra Thompson, MD**  
Associate Professor

**Tam Truong, MD**  
Associate Professor

**Claudia Werner, MD**  
Associate Professor

**Tiffany Bogan Woodus, MD**  
Assistant Professor

**OBSTETRICS/MATERNAL-FETAL MEDICINE**

**Kenneth Leveno, MD**  
Professor, Division Chief

**James Alexander, MD**  
Professor

**Oscar Andujo, MD**  
Associate Professor

**Morris Bryant, MD**  
Associate Professor

**Brian Casey, MD**  
Professor

**Stephanie Chang, MD**  
Assistant Professor

**Susan Cox, MD**  
Professor, Regional Dean  
for Austin Programs

**F. Gary Cunningham, MD**  
Professor

**Jodi Dashe, MD**  
Professor

**M. Ashley Hickman, MD**  
Assistant Professor

**Robyn Horsager-Boehrer, MD**  
Professor

**Naseem Jagani, MD**  
Clinical Assistant Professor

**Julie Lo, MD**  
Associate Professor

**Bruce Meyer, MD**  
Professor, Executive Vice President  
for Health System Affairs

**Donald McIntire, PhD**  
Professor

**Mark Peters, MD**  
Clinical Assistant Professor

**Scott Roberts, MD**  
Professor

**Vanessa Rogers, MD**  
Assistant Professor

**Patricia Santiago-Muñoz, MD**  
Assistant Professor

**Jeanne Sheffield, MD**  
Professor

**Stephan Shivvers, MD**  
Assistant Professor

**Diane Twickler, MD**  
Professor  
(Primary Appointment Radiology)

**Chet Wells, MD**  
Clinical Professor

**George Wendel, Jr., MD**  
Professor

**Kevin Worley, MD**  
Assistant Professor

**Michael Zaretsky, MD**  
Assistant Professor

**PEDIATRIC GYNECOLOGY**

**Akilah Weber, MD**  
Assistant Professor

**REPRODUCTIVE ENDOCRINOLOGY AND INFERTILITY**

**Orhan Bukulmez, MD**  
Associate Professor, Division Chief

**Gary Ackerman, MD**  
Clinical Professor

**Victor Beshay, MD**  
Assistant Professor

**Karen Bradshaw, MD**  
Professor

**Bruce Carr, MD**  
Professor

**Kevin Doody, MD**  
Clinical Associate Professor

**Lisa Halvorson, MD**  
Professor

**Karla Saner-Amigh, PhD**  
Assistant Professor

**Ellen Wilson, MD**  
Associate Professor

**Ruth Ann Word, MD**  
Professor

**PROFESSORS EMERITUS**

**Norman Gant, MD**  
Professor Emeritus

**John Porter, PhD**  
Professor Emeritus

**Peggy Whalley, MD**  
Professor Emeritus

**AUSTIN SETON FACULTY**

**Charles Edward Brown, MD**  
Professor, Program Director

**Michael Breen, MD**  
Assistant Professor

**Alison Brooks-Heinzman, MD**  
Assistant Professor

**Karl Buttermann, MD**  
Assistant Professor

**Kimberly Carter, MD**  
Assistant Professor

**Zachary Chipman, MD**  
Assistant Professor

**Mark Crozier, MD**  
Assistant Professor

**Robert Crumb, MD**  
Assistant Professor

**John Harkins, MD**  
Assistant Professor

**Theodore Held, MD**  
Assistant Professor

**Whitney Keller, MD**  
Assistant Professor

**Isaac Lavie, MD**  
Assistant Professor

**Michael Nix, MD**  
Assistant Professor

**Raghu Shettigar, MD**  
Assistant Professor

**Alain Szyller, MD**  
Assistant Professor

**Rita Tsai, MD**  
Assistant Professor

**Ralph Upton, MD**  
Clinical Assistant Professor

**Donna Villacis, MD**  
Clinical Assistant Professor

**Diana Wang, MD**  
Assistant Professor

**Amanda White, MD**  
Assistant Professor

**FACULTY ASSOCIATES**

**Rebecca Ames, CNM, MSN**

**Susan Chew, CNM, MSN**

**Maryann Faucher, CNM, MSN**

**Carol Graham, CNM, MSN**

**Pamela Henry, CNM, MSN**

**Dena Howerton, CNM, MSN**

**Janice Lankford, CNM, MSN**

**Carolyn Sutton, MSN, RNC, WHCNP**

**Tracy Trenhaile-Sellers, CNM, CNS, MSN**

**Pamela Ward, CNM, MS**

**Fuying Xu, CNM, MSN**

**Karen Zelman, CNM, MSN**